

# A Step-by-Step Guide to Renewing Your CAHH Membership on hollinhills.org

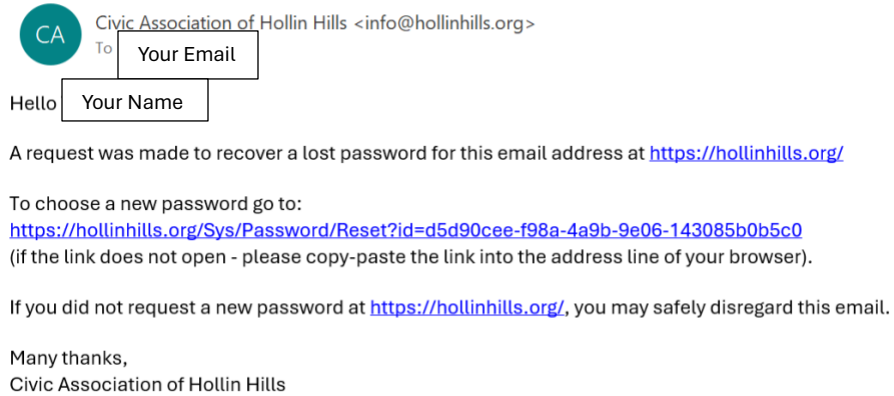
1. **You're already a member of hollinhills.org. You just need to reset your password.**
  - a. Figure out your bundle coordinator. This is the person in your household that has the main account (and typically pays the CAHH dues).
    - i. If you're not sure check the email addresses listed in the Hollin Hills directory. You will have received an email from the Civic Association of Hollin Hills with the name and email address of your bundle coordinator.
    - ii. If you want another adult to be the coordinator or have trouble figuring out who the bundle coordinator is, email [membership@hollinhills.org](mailto:membership@hollinhills.org).
  - b. Go to <https://hollinhills.org/Sys/ResetPasswordRequest>. You should see the following:

The screenshot shows the 'Reset password' form on the CAHH website. The form is titled 'Reset password' and has three main sections: an email input field labeled '\*Your email', a reCAPTCHA section with an 'I'm not a robot' checkbox, and a 'Submit' button. Three yellow arrows point to these sections, labeled 'i', 'ii', and 'iii' respectively. The website header includes a 'Log In' button, the CAHH logo, a search bar, and a navigation menu with links for Home, About us, Community Guide, News & Events, Join, Parks & Rec, and Store. The footer contains the CAHH logo, contact information, and social media icons.


- c. Complete the above form:
  - i. Input the email of the bundle coordinator under “your email”
  - ii. Check “I’m not a robot”
  - iii. Click “submit”
- d. You will be asked to complete the captcha by identifying objects in 1 or 2 pictures.
- e. It will notify you that an email has been sent to your email.

- f. Check your bundle coordinator’s email for a message from the Civic Association of Hollin Hills. It should look like this.

Choose a new password for your Civic Association of Hollin Hills account




- g. Click on the link under “To choose a new password go to:” It will take you here:



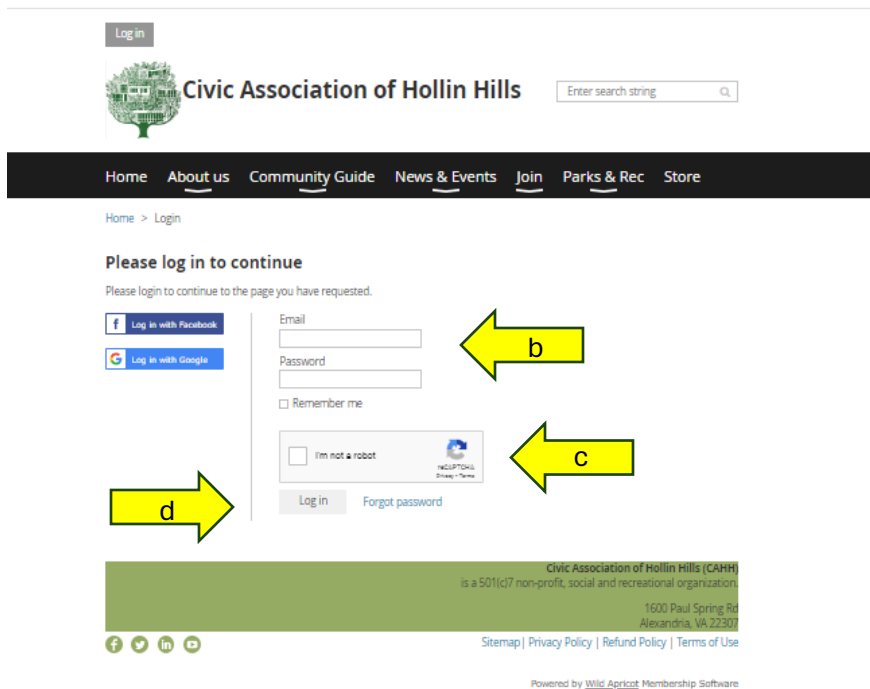
- h. Enter and confirm (reenter) your password. Then press the “set new password” button.

i. You'll receive this confirmation message.




## 2. Now you can log in.

- Press the “log in” button on the upper left above the confirmation message.
- Enter your email and new password
- Check “I’m not a robot”
- Press the “Log In” Button

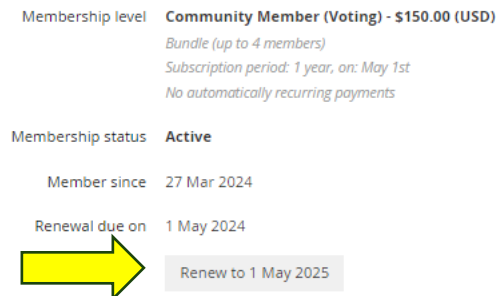


3. **Renew your membership.**

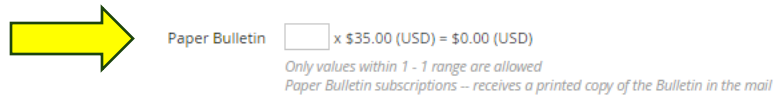
- a. Click on your name at the upper left of the webpage.



- b. Click the “Renew to 1 May 2025” button



- c. If necessary, update your contact information on the form.  
d. All Hollin Hills residents and owners receive email copies of the Bulletin, if you would like to receive a PAPER copy as well, enter 1 next to Paper Bulletin



- e. Click the “Update and Next” button at the bottom right



- f. If you would like to pay by credit card, select “pay online”

## Membership renewal

**Review and confirm**





Renew to 1 May 2025


Community Member (Voting) - \$150.00 (USD)  
Bundle (up to 4 members)  
Subscription period: 1 year, on: May 1st  
No automatically recurring payments

Current status Active

Total amount **\$150.00 (USD)**

Payment instructions Thank you for your payment which has been credited to the Civic Association of Hollin Hills. A receipt will be provided; please retain your donation receipt for tax purposes.




Cancel

Back

Invoice me

Pay online

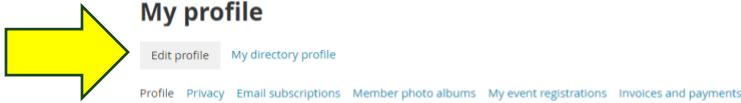


- g. If you would like to pay by check, click invoice me.
- Send a check made payable to the Civic Association of Hollin Hills and the invoice number in the memo field to **CAHH, 1600 Paul Spring Road, Alexandria, VA 22307**

**Congratulations! You’ve renewed your membership. Now enjoy all that hollinhills.org has to offer.**

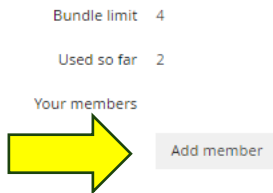
## A Couple More Things You Might Want to Do

- a. To change your contact information, click the “edit profile” button



- ii. Don’t forget to click the “save” under “my profile”  
 b. To add a member to your bundle, click the “add member button” under "bundle summary”

## Bundle summary



- c. Adjust who can see your information using the privacy tab under “My Profile”

